



Brema's C range of modular ice cube heads produces attractive, crystalline ice cubes weighing 13g which rapidly chill and enhance the appearance of any beverage.

The Brema C300A is a modular ice cube machine that produces 300kg of ice per 24 hours and is designed to fit on top of a 350kg storage bin.

With its high production of ice cubes, the C300A modular ice cube machine is perfect for hotels, restaurants, bars and clubs.

STANDARD FEATURES

- 300kg production per 24 hours
- Can be installed on top of a 350kg storage bin
- Produces crystalline 13g cubes
- Production rated at 21°C air and 15°C water
- Hospital grade stainless steel outer
- Electromechanical operation
- Stainless steel spray arm

STANDARD ACCESSORIES

- Water Inlet Hose
- Drainage hose
- External Water Filter
- Pressure Limiting Valve

DIMENSIONS

1250W x 580D x 848H mm

Clearances: Rear: 100mm Sides: 100mm

POWER SUPPLY

240V 50Hz single phase (cable without plug)

CONNECTIONS

3/4" Water inlet, 24mm Water outlet & Electrical connection

	W	H
Water inlet	39mm	582mm
Water outlet	29+31mm	73+440mm
Electrical connection	1222mm	748mm

USABLE BINS

BIN350

TECHNICAL DATA

Energy Consumption:	2600W
Fuse:	32A
Production 24h:	300kg
Cooling System:	Air
Cube:	13g
Refrigerant:	R452A
Weight:	152kg
WaterMark:	Yes

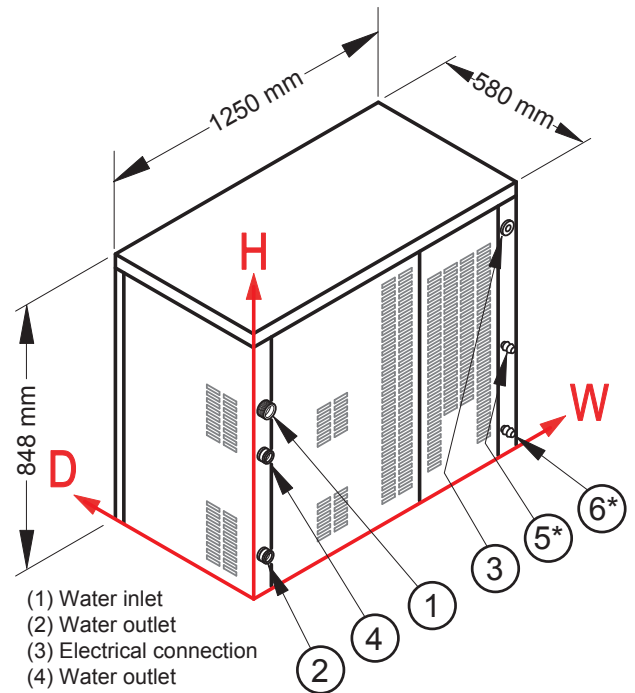
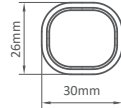
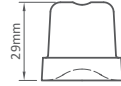
SPECIFICATIONS ARE SUBJECT TO CHANGE WITHOUT NOTICE.

C300A

MODULAR ICE CUBE MACHINE



13g Cubes



National Head Office
156 Swann Drive
Derrimut VIC 3030
Tel: +61 3 8369 4600
Fax: +61 3 8369 4699
www.comcater.com.au

Melbourne
96-100 Tope Street
South Melbourne VIC 3205
Tel: +61 3 8369 4600
Fax: +61 3 8699 1299

Sydney
20/4 Avenue of the Americas
Newington, NSW 2127
Tel: +61 2 9748 3000
Fax: +61 2 9648 4762

Brisbane
1/62 Borthwick Avenue
Murarrie QLD 4172
Tel: +61 7 3399 3122
Fax: +61 7 3399 5311

Perth
Unit 16, 7 Abrams Street
Balcatta, WA 6021
Tel: +61 8 6217 0700
Fax: +61 8 6217 0799

