



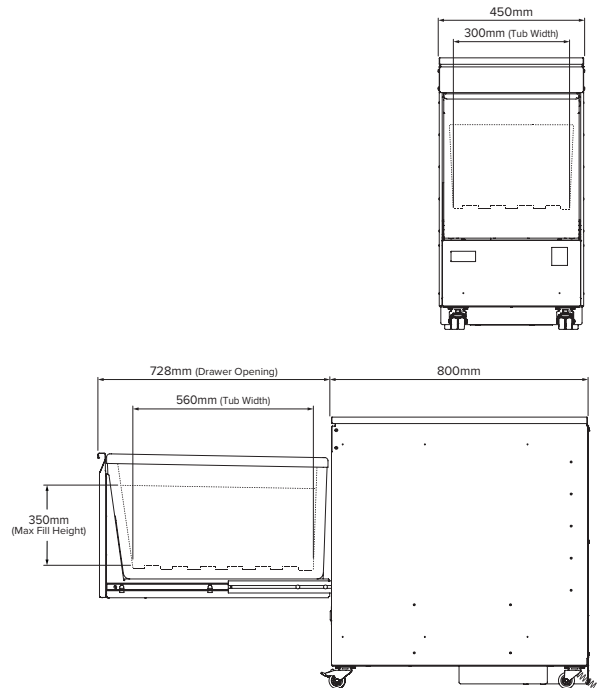
## VCC1 - COMPACT UNIT

### Single Drawer

#### Product Information:

- Modular refrigerated compact drawer system, providing bulk storage in a range of different configurations for extreme versatility (can be configured as a worktop or undercounter system)
- Energy efficient, insulated containers adopt 'hold the cold' technology when drawer is opened
- Low velocity cooling ensures stable temperatures and exceptional humidity control, prolonging shelf life by preventing food dehydration
- Precise temperature control in 1°C increments with adjustable digital temperature controller (15°C - -22°C)
- Designed to operate in ambient temperatures up to 40°C
- External drawer runners for hygiene and ease of cleaning
- Low maintenance internal condenser
- **Must** be installed level with a 5mm fall to the rear
- **24 month parts and labour warranty, extended 5 year warranty available upon registration**

**NOTE:** Adande units are not designed as a dedicated servery cabinet for delicate products such as Ice-cream/Sorbet/Gelato/frozen Yoghurt and Frozen berries. For optimal energy efficiency and temperature stability the drawers should always be closed firmly and as quickly as possible during use.

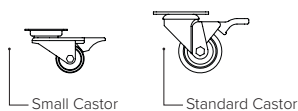


#### Configurations:

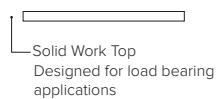
Models	Base Configuration	Top Configuration	W x D x H (mm)	Weight	Max Loading Weight	Packed Dimensions (mm)	Packed Weight
VCC1.SCW	Small Castor	Solid Work Top	450 x 800 x 845	107 kg	200 kg	570 x 870 x 1065	143 kg
VCC1.GCW	Standard Castor	Solid Work Top	450 x 800 x 900	108 kg	294 kg	570 x 870 x 1115	144 kg

Note: Not suitable for plinth mounting

#### Base Options:



#### Top Options:



#### General Specifications:

Capacity	69 Litres Not GN pan compatible	
Natural Refrigerant	R600a	
Climate Class	4	
Heat Rejection	0.48 kW	
Db Rating	50.6 - 54.2	
Total Power	230VAC / 50Hz / 0.24kW 10A plug & lead	
Energy Usage kW/24hrs	Chiller	Freezer
	1.15 kW	2.61 kW
Running Current	1.2A	0.8A

**\*INSTALLATION NOTE:** Hard-wired, gas and plumbed equipment **cannot** be directly installed onto the Adande unit. This equipment must be installed above the Adande unit using an independent equipment stand. Installation must be non-fixed to allow service access. Adande units when installed adjacent to a gas fired cooking equipment, should follow the clearance guidelines detailed in the equipment installation manual for that particular piece of equipment.